

031813_2.2.1_buildingLink_wireframes

Creation Date	Thu Oct 04 2012
Modification Date	Wed Apr 03 2013
File Name	Building Link Wireframes
Created by	Tony Zeoli
Modified by	Tony Zeoli
Notes	<div>- Removed all scroll bars - Added PDF download - Added additional images to Floor Plan page - Added additional images upload/delete tool to Floor Plan Admin - Added "Back" buttons where requested - Added Hide W/D and Terrace in Floor Plan Post Type Admin</div>

1 2 3 4 5 6 7 8 9 10 11 12 13 14 15 16 17 18 19 20 21 22 23 24 25 26



NOTES:

- 1 Added sub pages under Neighborhood
- 2 Further defined iterative area as list view or grid view

2 **SITE NAME (LOGO TYPE)**

500 Ralph Street

- [1 Amenities](#)
[Floor Plan](#)
[Gallery](#)
[Neighborhood](#)
[Location](#)
[Team Members](#)
[Contact](#)
[Resident Login](#)



From the start the design, marketing and development at Oakridge Tower was overseen by founding Chairman and CEO, Richard Zekitas of 7ten developments himself. Zekitas's attention to detail and craftsmanship make Oakridge Tower community one of the finest the city has ever seen. From the moment you arrive and see the 56 floors of cascading glass and steel you know you've encountered something special. Comprised of 627 suites, each one unique onto itself, residents truly experience a home like no other while enjoying the combination of an environment full of amenities within the building and just steps from the front door.



© 2013 Oaklridge

Site by Building Link

NOTES:

- 1 Navigation Menu order may be set by using the "Menu" feature in the WordPress admin. The menu links featured here can be easily changed in order of priority by the client.
- 2 This will be set so that the site Title can either be TEXT using a web safe or embedded Google font, or replaced using an image generated by the designer. We recommend TEXT for SEO optimization, as well as limiting design.
- 3 Social Media Icons will be handled by a plugin. The client will be able to access the plugin through the Widget admin in the dashboard and set more social media icons for the most popular services. We've set Twitter, Facebook and Google+.

Amenities	Floor Plan	Gallery	Neighborhood	Location	Team Members	Contact	Resident Login
-----------	------------	---------	--------------	----------	--------------	---------	----------------

[Amenities](#) **[Floor Plan](#)** **[Gallery](#)** **[Neighborhood](#)** **[Location](#)** **[Team Members](#)** **[Contact](#)** **[Resident Login](#)**

Lorem ipsum dolor sit amet, consectetur adipisicing elit, sed do eiusmod tempor incididunt ut
 labore et dolore magna.
 Duis aute irure dolor in reprehenderit in voluptate velit esse cillum dolore eu fugiat nulla pariatur.
 Excepteur sint occaecat cupidatat non proident, sunt in culpa.



	Pool
--	------

Lounge

Storage

Garage

Laundry



- 1 Post Type: Amenities
- 2 The images are uploaded by the user using the Wordpress media library for this page and the built-in ability to sequence the images in order.
- 3 User will be able to Add a Custom Taxonomy for Amenities - each entry will be in an ordered list in the right sidebar. The user can choose the order of the entries.


SITE NAME (LOGO TYPE)

[Amenities](#) [Floor Plan](#) [Gallery](#) [Neighborhood](#) [Location](#) [Team Members](#) [Contact](#) [Resident Login](#)

Amenities | Laundry

Lorem ipsum dolor sit amet, consectetur adipiscing elit, sed do eiusmod tempor incididunt ut
 labore et dolore magna.

Duis aute irure dolor in reprehenderit in voluptate velit esse cillum dolore eu fugiat nulla pariatur. Excepteur sint occaecat cupidatat non proident, sunt in culpa.



Conference Room

Pool

Lounge

Storage

Garage

Laundry



© 2013 Oaklridge

Site by Building Link

NOTES:

- 1 When the user clicks on an amenity, they will land on the amenity detail page.

SITE NAME (LOGO TYPE)

- Amenities
- Floor Plan
- Gallery
- Neighborhood
- Location
- Team Members
- Contact
- Resident Login

1

Amenities

Lorem ipsum dolor sit amet, consectetur adipisicing elit, sed do eiusmod tempor incididunt ut labore et dolore magna. Duis aute irure dolor in reprehenderit in voluptate velit esse cillum dolore eu fugiat nulla pariatur. Excepteur sint occaecat cupidatat non proident, sunt in culpa.

2

3

Conference Room

Pool

Lounge

Storage

Garage

Laundry

f

g

e

© 2013 Oakridge

Site by Building Link

NOTES:

1

Post Type: Amenities, full page width.

2

The images are uploaded by the user using the Wordpress media library for this page and the built-in ability to sequence the images in order.

3

User will be able to Add a Caption for each Amenity, so that it displays below the amenity image. Clicking on the amenity will result in the Amenity detail page.

SITE NAME (LOGO TYPE)

[Amenities](#) [Floor Plan](#) [Gallery](#) [Neighborhood](#) [Location](#) [Team Members](#) [Contact](#) [Resident Login](#)

Garage

Lorem ipsum dolor sit amet, consectetur adipisicing elit, sed do eiusmod tempor incididunt ut labore et dolore magna.

Duis aute irure dolor in reprehenderit in voluptate velit esse cillum dolore eu fugiat nulla pariatur. Excepteur sint occaecat cupidatat non proident, sunt in culpa.

[← Back](#)



© 2013 Oaklridge

Site by Building Link

NOTES:

1 Amenity detail page with image.

SITE NAME (LOGO TYPE)

- Amenities
- Floor Plan
- Gallery
- Neighborhood
- Location
- Team Members
- Contact
- Resident Login

1

Neighborhood

Lorem ipsum dolor sit amet, consectetur adipisicing elit, sed do eiusmod tempor incididunt ut labore et dolore magna.

Duis aute irure dolor in reprehenderit in voluptate velit esse cillum dolore eu fugiat nulla pariatur. Excepteur sint occaecat cupidatat non proident, sunt in culpa.

2

3

Attractions

Museums

Cafes

Restaurants

Bars

Drinking Pub

NOTES:

- 1

Post Type: Amenities
- 2

The images are uploaded by the user using the Wordpress media library for this page and the built-in ability to sequence the images in order.
- 3

User will be able to Add a Custom Taxonomy for Amenities - each entry will be in an ordered list in the right sidebar. The user can choose the order of the entries.

SITE NAME (LOGO TYPE)

- Amenities
- Floor Plan
- Gallery
- Neighborhood
- Location
- Team Members
- Contact
- Resident Login


1

Neighborhood I Museums


Lorem ipsum dolor sit amet, consectetur adipisicing elit, sed do eiusmod tempor incididunt ut labore et dolore magna.

Duis aute irure dolor in reprehenderit in voluptate velit esse cillum dolore eu fugiat nulla pariatur. Excepteur sint occaecat cupidatat non proident, sunt in culpa.


2




Museum Name 1




Museum Name 1




Museum Name 1




Museum Name 1




Museum Name 1




Museum Name 1



Museum Name 1



Museum Name 1



Museum Name 1

3




Museums

Cafes

Restaurants

Bars

Drinking Pub



© 2013 Oaklridge

Site by Building Link

NOTES:

1

Post Type: Neighborhood

2

The images are uploaded by the user using the Wordpress media library for this page and the built-in ability to sequence the images in order.

3

User will be able to Add a Custom Taxonomy for Amenities - each entry will be in an ordered list in the right sidebar. The user can choose the order of the entries.


SITE NAME (LOGO TYPE)

[Amenities](#) [Floor Plan](#) [Gallery](#) [Neighborhood](#) [Location](#) [Team Members](#) [Contact](#) [Resident Login](#)

Neighborhood | Museums | Museum 1

Lorem ipsum dolor sit amet, consectetur adipiscing elit, sed do eiusmod tempor incididunt ut
 labore et dolore magna.

Duis aute irure dolor in reprehenderit in voluptate velit esse cillum dolore eu fugiat nulla pariatur. Excepteur sint occaecat cupidatat non proident, sunt in culpa.



Address: 1111 South Seaport Drive, Los Angeles, CA 97101

[See Website for Hours and Directions](#)

Museums

Cafes

Restaurants

Bars

Drinking Pub



© 2013 Oaklridge

Site by Building Link

NOTES:

- 1 Single image, list of attractions in right sidebar that link to attraction web sites.

Use Setting to set to sidebar view.

Amenities Floor Plan Gallery Neighborhood Location Team Members Contact Resident Login

Lorem ipsum dolor sit amet, consectetur adipisicing elit, sed do eiusmod tempor incididunt ut labore et dolore magna. Duis aute irure dolor in reprehenderit in voluptate velit esse cillum dolore eu fugiat nulla pariatur. Excepteur sint occaecat cupidatat non proident, sunt in culpa.



Museums



Bars



Restaurants



Family Friendly



Parks



Theaters



- 1 Post Type: Neighborhood - Full Width selected in settings.
- 2 The images are uploaded by the user using the Wordpress media library for this page and the built-in ability to sequence the images in order.

- 3 User will be able to Add a Custom Taxonomy for Amenities - each entry will be in an ordered list in the right sidebar. The user can choose the order of the entries.

SITE NAME (LOGO TYPE)

- Amenities
- Floor Plan
- Gallery
- Neighborhood
- Location
- Team Members
- Contact
- Resident Login

1

Neighborhood I Museums

← Back

1

Lorem ipsum dolor sit amet, consectetur adipisicing elit, sed do eiusmod tempor incididunt ut labore et dolore magna.

Duis aute irure dolor in reprehenderit in voluptate velit esse cillum dolore eu fugiat nulla pariatur. Excepteur sint occaecat cupidatat non proident, sunt in culpa.

2

Museums 1

Museum 2

Museum 3

Museum 4

© 2013 Oaklridge

Site by Building Link

NOTES:

1

Post Type: Amenities- Full Width selected in Settings.

2

The images are uploaded by the user using the Wordpress media library for this page and the built-in ability to sequence the images in order. If more than 12 photos, display scroll bar and; user can scroll.

3

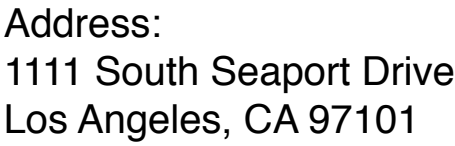
User will be able to Add a Custom Taxonomy for Amenities - each entry will be in an ordered list in the right sidebar. The user can choose the order of the entries.

3

Amenities Floor Plan Gallery Neighborhood Location Team Members Contact Resident Login

1

Duis aute irure dolor in reprehenderit in voluptate velit esse cillum dolore eu fugiat nulla pariatur. Excepteur sint occaecat cupidatat non proident, sunt in culpa.



[See Website for Hours and Directions](#)

[← Back](#)



© 2013 Oaklridge

Site by Building Link

- 1 Single image, list of attractions in right sidebar that link to attraction web sites.

SITE NAME (LOGO TYPE)

- Amenities Floor Plan Gallery Neighborhood Location Team Members Contact Resident Login**

Floor Plan

Lorem ipsum dolor sit amet, consectetur adipiscing elit, sed do eiusmod tempor incididunt ut labore et dolore magna. Duis aute irure dolor in reprehenderit in voluptate velit esse cillum dolore eu fugiat nulla pariatur. Excepteur sint occaecat cupidatat non proident, sunt in culpa.

AI



Studio

Total Area: 800 sq. ft, 557 meters
Bathrooms: 1 1/2
Closets: 2
Terrace: No
Interior Area: 659 sq ft, 558 meters
Terrace Area: 50 sq ft, 22 meters
Exposure: NW, S
Washer/Dryer Yes



Alexander

Total Area: 800 sq. ft, 557
meters

Bathrooms: 1 1/2

Closets: 2

Terrace: No

Interior Area: 659 sq ft, 558
meters

Terrace Area: 50 sq ft, 22 meters

Exposure: NW, S

Washer/Dryer Yes



1 Bedroom

Total Area: 1,200 sq. ft, 900 meters
Bathrooms: 1 1/2
Closets: 3
Terrace: Yes
Interior Area: 900 sq ft, 800 meters
Terrace Area: 50 sq ft, 22 meters
Exposure: NW, S
Washer/Dryer: No



Keaton

Total Area: 800 sq. ft, 557
meters
Bathrooms: 1 1/2
Closets: 2
Terrace: No
Interior Area: 659 sq ft, 558
meters
Terrace Area: 50 sq ft, 22 meters
Exposure: NW, S
Washer/Dryer Yes



NOTES:

SITE NAME (LOGO TYPE)

- Amenities
- Floor Plan
- Gallery
- Neighborhood
- Location
- Team Members
- Contact
- Resident Login

Floor Plan

Lorem ipsum dolor sit amet, consectetur adipisicing elit, sed do eiusmod tempor incididunt ut labore et dolore magna.

Duis aute irure dolor in reprehenderit in voluptate velit esse cillum dolore eu fugiat nulla pariatur. Excepteur sint occaecat cupidatat non proident, sunt in culpa.

Dropdown

1

Studio

i1 Bedroom

Alexander

Studio

Total Area: 800 sq. ft, 557 meters

Bathrooms: 1 1/2

Closets: 2

Terrace: No

Interior Area: 659 sq ft, 558 meters

Terrace Area: 50 sq ft,22 meters

Exposure: NW, S

Washer/Dryer Yes

1 Bedroom

Total Area: 1,200 sq. ft, 900 meters

Bathrooms: 1 1/2

Closets: 3

Terrace: Yes

Interior Area: 900 sq ft, 800 meters

Terrace Area: 50 sq ft,22 meters

Exposure: NW, S

Washer/Dryer: No

Alexander

Total Area: 800 sq. ft, 557 meters

Bathrooms: 1 1/2

Closets: 2

Terrace: No

Interior Area: 659 sq ft, 558 meters

Terrace Area: 50 sq ft,22 meters

Exposure: NW, S

Washer/Dryer Yes

Keaton

Total Area: 800 sq. ft, 557 meters

Bathrooms: 1 1/2

Closets: 2

Terrace: No

Interior Area: 659 sq ft, 558 meters

Terrace Area: 50 sq ft,22 meters

Exposure: NW, S

Washer/Dryer Yes

f

g

E

© 2013 Oakridge

Site by Building Link

NOTES:

1

User may filter page by Floor Plan Category, by selecting the Category from the drop down menu.


SITE NAME (LOGO TYPE)

Amenities Floor Plan Gallery Neighborhood Location Team Members Contact Resident Login

Floor Plan

← Back

Lorem ipsum dolor sit amet, consectetur adipisicing elit, sed do eiusmod tempor incididunt ut labore et dolore magna. Duis aute irure dolor in reprehenderit in voluptate velit esse cillum dolore eu fugiat nulla pariatur. Excepteur sint occaecat cupidatat non proident, sunt in culpa.



Keaton

Total Area: 800 sq. ft, 557 meters
Bedrooms: 2
Bathrooms: 1 1/2
Closets: 2
Terrace: No
Interior Area: 659 sq ft, 558 meters
Terrace Area: 50 sq ft,22 meters
Exposure: NW, S
Washer/Dryer Yes

[Download Floor Plan](#)



Select an image to view



← Back



© 2013 Oakridge

Site by Building Link

NOTES:

- 1 All Floor Plans are linked to a full page to view a larger floor plan image and details.

SITE NAME (LOGO TYPE)

- [Amenities](#)** **[Floor Plan](#)** **[Gallery](#)** **[Neighborhood](#)** **[Location](#)** **[Team Members](#)** **[Contact](#)** **[Resident Login](#)**

Floor Plan

Lorem ipsum dolor sit amet, consectetur adipisicing elit, sed do eiusmod tempor incididunt ut labore et dolore magna.

Duis aute irure dolor in reprehenderit in voluptate velit esse cillum dolore eu fugiat nulla pariatur. Excepteur sint occaecat cupidatat non proident, sunt in culpa.



Studio

1 Bath
800 sq. ft, 557 meters

[View Details](#)

1 Bedroom

1.5 Bath
800 sq. ft, 557 meters

[View Details](#)

Keaton

2 Bedroom, 2.5 Bath
1,600 sq. ft, 900 meters

[View Details](#)

Alexander

3 Bedroom, 3 Bath
2,400 sq. ft, 1,300 meters

[View Details](#)

NOTES:

- 1 List view of Floor Plans is set by user in Post Type Settings panel.

SITE NAME (LOGO TYPE)

- Amenities
- Floor Plan
- Gallery
- Neighborhood
- Location
- Team Members
- Contact
- Resident Login

Map

Address:

333 Collins St, Melbourne VIC 3000, Australia

Lat/Long: -37.81670, 144.96317

Directions: [To here](#) - [From here](#) | [Street View](#)

Directions

North

From Location Name, take US 93 S to Orville Rd Exit, make a left at the bottom of the ramp, make a right at the 2nd light

South

From Location Name, take US 93 S to Orville Rd Exit, make a left at the bottom of the ramp, make a right at the 2nd light

East

From Location Name, take US 93 S to Orville Rd Exit, make a left at the bottom of the ramp, make a right at the 2nd light

West

From Location Name, take US 93 S to Orville Rd Exit, make a left at the bottom of the ramp, make a right at the 2nd light

NOTES:

OakridgeApartments.com

Howdy, Emil Choski

Dashboard

Posts

Media

Links

Pages

Floor Plans

All Floor Plans

Add New

Categories

Reorder

Settings

Amenities

Neighborhood

Comments

Appearance

Plugins

Users

Tools

Settings

Floor Plans

Add a Floor Plan

Type of Room

Enter the room name, e.g. 1 Bedroom, 2 Bedroom or The Arbor, The Kent, etc. If using 1 Bedroom, you can [disable the room type of the the floor plan](#) so it does not display duplicate content on the page

Permalink: <http://www.oakridgeapartments.com/floor-plans/1-bedroom>

Details

Enter Floor Plan details below. If left empty, label will not be visible.s

Total Area

Enter total sq. ft. of floor plan and/or meters.

Sq. Ft.800Meters600

Interior Area

Enter sq. ft. of interior area

Sq. Ft.800Meters600

Bedrooms

Select number of bedrooms. Leave blank for studios.

Select

1

2

3

4

Bathrooms

Select number of bathrooms

Select

1

1.5

2

2.5

Closets

Select number of closets

Select

1

2

3

4

Terrace

Select if Terrace available

Yes

No

Terrace Area

Enter total sq. ft. of floor plan and/or meters. If Terrace is hidden, these measurements will not display

Sq. Ft.800Meters600

Exposure

Select exposures.

N

NE

NW

S

SE

SW

Washer / Dryer

Select if Washer/Dryar is available

Yes

No

Add Additional Images

Add up to 12 additional Floor Plan images or images of the room

Media

Delete All

Select images to remove

Delete

Publish

Preview Changes

Status: Published

PublishedOKCancel

Visibility: PublicEdit

Published on: Mar 8, 2011 @ 0:00Edit

Move to TrashUpdate

Featured Image

Set featured image

NOTES:

Site Title

Dashboard

Posts

Media

Links

Pages

Floor Plans

All Floor Plans

Add New

Categories

Reorder

Settings

Amenities

Neighborhood

Comments

Appearance

Plugins

Users

Tools

Settings

Add New Category

1

Name

The name is how it appears on your site.

Slug

The "slug" is the URL-friendly version of the name. It is usually all lowercase and contains only letters, numbers, and hyphens.

Parent

None

Categories, unlike tags, can have a hierarchy. You might have a Jazz category, and under that have children categories for Bebop and Big Band. Totally optional.

Description

The description is not prominent by default; however, some themes may show it.

Add New Category

Bulk Actions

Apply

Search Categories

Name

Description

Slug

Posts

Uncategorized

uncategorized

1

Name

Description

Slug

Posts

Bulk Actions

Apply

3 items

Note:

Deleting a category does not delete the posts in that category. Instead, posts that were only assigned to the deleted category are set to the category Uncategorized.

Categories can be selectively converted to tags using the [category to tag converter](#).

Categories:

Studio

1 Bed

2 Bed

3 Bed

Penthouse

NOTES:

- 1
- Use the Wordpress built-in Category manager to create the taxonomy, e.g. Studio, 1 Bedroom, 2 Bedroom, etc...

Site Title

Dashboard

Posts

Media

Links

Pages

Floor Plans

▼

All Floor Plans

Add New

Categories

Reorder

Settings

Amenities

Neighborhood

Comments

Appearance

Plugins

Users

Tools

Settings

Floor Plans

Sort the order of your floor plans

Studio

800 sq. ft, 557 meters

1

Studio

950 sq. ft, 557 meters

2

1 Bedroom

3

2 Bedroom

4

3 Bedroom

5

Alexander

3 Bedroom

950 sq. ft, 557 meters

6

NOTES:

1

Re-order Floor Plans by entering a numeric value for display order.

Site Title

Dashboard

Posts

Media

Links

Pages

Floor Plans

▼

All Floor Plans

Add New

Categories

Reorder

Settings

Amenities

Neighborhood

Comments

Appearance

Plugins

Users

Tools

Settings

Settings

Floor Plans View

Select List or Grid

Display Bedrooms

1

If you choose to title your Floor Plans with names (e.g. Alexander, Keaton) and not by the actual number of bedrooms (e.g. Studio, 1 Bedroom, 2 Bedroom, click the check box to display number of bedrooms on all Floor Plans.

Display number of Bedrroms?

Yes

No

Save

NOTES:

- 1

If the user chooses to add Floor Plan categories of a name, for example "Keaton" or "Alexander" and not name them organically as 1 Bedroom, 2, Bedroom, 3 Bedroom, we want to give the user a way to display number of bedrooms in the meta data, so that it turns on or off that specific element wherever a Floor Plan is visible on both the front end and in the admin area.

Site Title

Dashboard

Posts

Media

Links

Pages

Floor Plans

Amenities

▼

All Amenities

Add New

Categories

Reorder

Settings

Neighborhood

Comments

Appearance

Plugins

Users

Tools

Settings

Amenities

Add an Amenity

Type

Pool Table

Permalink: http://www.oakridgeapartments.com/floor-plans/1-bedroom

Publish

Preview Changes

Status: Published

Published

OK

Cancel

Visibility: Public

Edit

Published on: Mar 8, 2011 @ 0:00

Edit

Move to Trash

Update

Categories

All Categories

Most Used

☐ test

☐ test 2

☐ Uncategorized

+ Add New Category

Featured Image

Set featured image

NOTES:

1

The user can add an amenity and list it under a category that is set in the Categories tab.

2

User can set the Featured Image. Image sizes are either set in the Settings for the Post Type or using Settings - Media panel in the master Wordpress admin. Image will display in one location on Amenities page.

Site Title

Dashboard

Posts

Media

Links

Pages

Floor Plans

Amenities

All Amenities

Add New

Categories

Reorder

Settings

Neighborhood

Comments

Appearance

Plugins

Users

Tools

Settings

Settings

Set Page Width

You can choose to show this page as Full Width of with a right-column

Full

w/ Sidebar

NOTES:

1

User can set the page width to full or w/ sidebar.

Site Title

Dashboard

Posts

Media

Links

Pages

Floor Plans

Amenities

Neighborhood ▾

All Attractions

Add New

Categories

Reorder

Settings

Comments

Appearance

Plugins

Users

Tools

Settings

Neighbohood

Add an local attraction

Name of Attraction

Enter an attraction and the URL to the attractions web site. If no site, leave blank and not link will be created

Title

National Museum of Buildings

Address

City

State

State

Zip

Link

http://www...

Enter URL to attraction

Publish

Preview Changes

Status: Published

Published

OK

Cancel

Visibility: Public

Edit

Published on: Mar 8, 2011 @ 0:00

Edit

Move to Trash

Update

Categories

All Categories

Most Used

test

test 2

Uncategorized

+ Add New Category

Featured Image

Set featured image

NOTES:

1 The user can add an amenity and list it under a category that is set in the Categories tab.

Similar to setting Categories for Floor Plans, however, the user will select the category from the right sidebar category selector, which is different from the way we handle it in Floor Plans, which auto-populate the drop down menu.

2 User can set the Featured Image. Image sizes are either set in the Settings for the Post Type or using Settings - Media panel in the master Wordpress admin. Image will display in one location on Amenities page.

2 Set the address, city, state, zip and web link of an attraction.

Did not include Hours, as is out of scope and there are so many types of attractions with varying hours, that its best to let the website of the attraction list the hours.

Site Title

Dashboard

Posts

Media

Links

Pages

Floor Plans

Amenities

Neighborhood ▾

All Attractions

Add New Categories

Reorder

Settings

Comments

Appearance

Plugins

Users

Tools

Settings

Settings1

Set Page Width

You can choose to show this page as Full Width of with a right-column

Full


w/ Sidebar

NOTES:

1

User can set the page width to full or right column.

1234567891011121314151617181920212223242526



Amenities

Floor Plan

Gallery

Neighborhood

Location

Team Members

Contact

Resident Login

© 2013 Oaklridge
Site by Building Link



NOTES:

- 1

Main image slider rotates featured images
- 2

Further defined iterative area as list view or grid view

1234567891011121314151617181920212223242526

< 200 px >

Amenities

Floor Plan

Gallery

Neighborhood

Location

Team Members

Contact

Resident Login

Site by Building Link

40 px

Amenities

Waterstreet offers residents all the amenities for a busy lifestyle. Work out in the 24 hour fitness center, relax in the private lounge, host outdoor barbecues on our rooftop garden, or take a dip in our stunning infinity pool. Valet parking and concierge services is also available for residents.

320 x 256

Amenity Text

320 x 256

Amenity Text

320 x 256

Amenity Text

320 x 256

Amenity Text

320 x 256

Amenity Text

320 x 256

Amenity Text

320 x 256

Amenity Text

© 2013 Waterstreet Apartments

40 px

< Approx 1426 px >

NOTES:

< 200 px >



Amenities

Floor Plan

Gallery

Neighborhood

Location

Team Members

Contact

Resident Login

Site by Building Link

40 px

Neighborhood

Waterstreet offers residents all the amenities for a busy lifestyle. Work out in the 24 hour fitness center, relax in the private lounge, host outdoor barbecues on our rooftop garden, or take a dip in our stunning infinity pool. Valet parking and concierge services is also available for residents.

320 x 256



1.0

Cafés

2

320 x 256




Bars & Restaurants

320 x 256



Nightclubs

320 x 256



Museums

320 x 256



Shops & Boutiques

320 x 256



Theaters

320 x 256



Bicycle Rentals

320 x 256



Concert Halls

320 x 256



Spas

© 2013 Waterstreet Apartments

NOTES:


1

Links to Category Detail Landing Page

2

Each image represents a Category

< 200 px >



Amenities

Floor Plan

Gallery

Neighborhood

Location

Team Members

Contact

Resident Login

Site by Building Link

40 px


40 px

40 px

Neighborhood 1


Waterstreet offers residents all the amenities for a busy lifestyle. Work out in the 24 hour fitness center, relax in the private lounge, host outdoor barbecues on our rooftop garden, or take a dip in our stunning infinity pool. Valet parking and concierge services is also available for residents.

320 x 256




Café 1

320 x 256




Café 2

320 x 256




Café 3

320 x 256



Café 4

320 x 256



Café 5

Cafés

Café 1

Café 2

Café 3

Café 4

Café 5

Café 6

← Back

© 2013 Waterstreet Apartments

NOTES:

1

The Category Detail page can have images of all entries in the category.

2

Each link will link off to the website of the entry.

< 200 px >

Location

Amenities

Floor Plan

Gallery

Neighborhood

Location

Team Members

Contact

Resident Login

Site by Building Link

40 px40 px

40 px

Location

Waterstreet offers residents all the amenities for a busy lifestyle. Work out in the 24 hour fitness center, relax in the private lounge, host outdoor barbecues on our rooftop garden, or take a dip in our stunning infinity pool. Valet parking and concierge services is also available for residents.

Address:

333 Collins St, Melbourne VIC 3000, Australia

Lat/Long: -37.81670, 144.96317

Directions: [To here](#) - [From here](#) | [Street View](#)

Directions

North

From Location Name, take US 93 S to Orville Rd Exit, make a left at the bottom of the ramp, make a right at the 2nd light

South

From Location Name, take US 93 S to Orville Rd Exit, make a left at the bottom of the ramp, make a right at the 2nd light

East

From Location Name, take US 93 S to Orville Rd Exit, make a left at the bottom of the ramp, make a right at the 2nd light

West

From Location Name, take US 93 S to Orville Rd Exit, make a left at the bottom of the ramp, make a right at the 2nd light

© 2013 Waterstreet Apartments

NOTES:

< 200 px >

Amenities

Floor Plan

Gallery

Neighborhood

Location

Team Members

Contact

Resident Login

Site by Building Link

40 px

40 px

Floor Plan

Lorem ipsum dolor sit amet, consectetur adipisicing elit, sed do eiusmod tempor incididunt ut labore et dolore magna. Duis aute irure dolor in reprehenderit in voluptate velit esse cillum dolore eu fugiat nulla pariatur. Excepteur sint occaecat cupidatat non proident, sunt in culpa.

All

Studio

Total Area: 800 sq. ft, 557 meters

Bathrooms: 1 1/2

Closets: 2

Terrace: No

Interior Area: 659 sq ft, 558 meters

Terrace Area: 50 sq ft,22 meters

Exposure: NW, S

Washer/Dryer Yes

Alexander

Total Area: 800 sq. ft, 557 meters

Bathrooms: 1 1/2

Closets: 2

Terrace: No

< Approx 1426 px >

© 2013 Waterstreet Apartments

NOTES:

1

For this page in this specific theme, we'll keep to one column.

2

User can click on an image and pop open larger lightbox view.